













Fast Moving Parts - American Type Parts - 1

	<p>R12 relay valve AS9200 - 1/2" - vertical (102277, 102626) AS9250 - 3/4" sup - horizontal (103009)</p>		<p>R6 relay valve AS9100 - 3/8" supply (279180) AS9105 - 1/2" supply (280375) AS9110 - 3/4" tank mount (295198)</p>
	<p>R14 relay valve AS9400 - 3/4" sup - horizontal (103010) AS9460 - 1/2" sup - horizontal (103028)</p>		<p>R8 relay valve BV9085 (286370) BV9080 (228221)</p>
	<p>Sealco - Relay emergency valve SV9000A (110200)</p>		<p>RE6 relay emergency valve AS9000 (281865, 281672) KY1001/1</p>
	<p>Midland - RG2 relay valve MBV9500 (KN28500)</p>		<p>Williams - WM318A Ratio relay valve 112201</p>
	<p>SR2 - 106835 SR3 - 106834</p>		<p>Sealco 110170</p>
	<p>Midland Springbrake control valve MBV9110A (KN26000)</p>		<p>R7 Modulating valve 103081</p>












Fast Moving Parts - American Type Parts - 2

	<p>Check valves - male/female AS6859 - 3/4" AS6960 - 1/2" rubber ball AS6861 - 1/2" rubber disc AS6962 - 3/8" rubber disc AS6863 - 1/4" rubber ball AS6864 - 1/2" steel seat AS6865 - 3/8" steel seat</p>		<p>DC4 double check valves AS6870 - 3/8" (278614) AS6872 - 3/8" (4 port) (280809)</p>
	<p>Drain valves AS6890 - 1/4" AS6891 - 1/4" (with cable) 934 300 007 A - 1/2" (ring)</p>		<p>Safety valves AS6882 - 1/4" - 150psi (284142) AS6880 - 1/4" - 180psi</p>
	<p>TP3 tractor protection valves AS6961 (279000)</p>		<p>Palm Coupling AS6090 - 1/2" - Red AS6091 - 1/2" - Yellow</p>
	<p>Williams Throttle valves WM90DX - 110300 WM90DM - 110303 WM90DT - 110304 WM90DX - 116697 WM90DX2 - 117269</p>		<p>Williams Throttle Cylinders WM388 WM388U1C2B - 117886 WM388U1C1B - 117888</p>
	<p>Level Valves KN6339K (Midland KN27000)</p>		<p>Level Valves 90054007 - NV6500T</p>

Fast Moving Parts - American Type Parts - 3

	<p>E6 foot valve</p> <p>BV5060A (289098, 286171)</p>		<p>E3 foot valve</p> <p>BV5030A (277863, 278998)</p>
	<p>Stop light switch</p> <p>AS6900 - 1/4" (228600) AS6901 - 1/4" plastic base</p>		<p>Low pressure switch</p> <p>AS6950 - 1/4" - 2 terminal (228750) AS6951 - 1/4" - 1 terminal (279416)</p>
	<p>LQ4 valve</p> <p>AS6590 (289144)</p>		<p>Pressure limiting valves Pressure protection valves</p>
	<p>Quick release valves Sup Del Exh</p> <p>AS6500 (1/2 x 3/8 x Nil) 229860 AS6530 (1/2 x 3/8 x 3/8) 101647 AS6535 (3/8 x 1/4 x Nil) 229813 AS6540 (3/8 x 3/8 x 3/8) 288251 AS6545 (3/8 x 3/8 x Nil) 229859 AS6565 (1/2 x 1/4 x Nil) 229844</p>		<p>D2 governor valve</p> <p>263290 - Clayton (275707, 275491) BV1010A</p>
	<p>Fuller - Air regulator</p> <p>16743A</p>		<p>SV1 Synchro valve</p> <p>282472</p>
	<p>Fuller - Transmission slave valve</p> <p>A4688A</p>		<p>Fuller - Transmission slave valve</p> <p>A5000A</p>

Fast Moving Parts - American Type Parts - 4

	<p>PP1 valve</p> <p>AS4900 - 20 psi (276566) AS4901 - 40 psi (276567)</p>		<p>PP7 valve</p> <p>AS4907 - 40 psi (288239) AS4907/1 - 40 psi - 1/4" exh</p>
	<p>TW1 valve</p> <p>AS4905 (229635)</p>		<p>TH 3 valve</p> <p>280914</p>
	<p>Sealco</p> <p>99600BL</p>		<p>Sealco</p> <p>17600B</p>
	<p>Midland</p> <p>Push/Pull valve - MBV4910A (KN20031)</p>		<p>TC4</p> <p>282382</p>
	<p>Fuller</p> <p>Push/Pull valve - A3546A</p>		<p>Fuller</p> <p>Countershaft actuator - 16859A</p>
	<p>Springbrakes</p> <p>MGM piston type</p>		<p>Springbrakes</p> <p>Type 30/30 Double diaphragm</p>